


CTOLIGHTING



PENDULUM

DESIGNED BY DAN YEFFET FOR CTO LIGHTING

+44 (0) 20 7686 8700

ctolighting.co.uk

sales@ctolighting.co.uk



THE BRAND

CTO Lighting is an exclusive, luxury lighting company, which celebrates contemporary design, premium materials and British craftsmanship. Our designs illuminate the interiors of iconic landmarks, commercial developments and prestigious residences around the world.

We hand select the finest materials, which are meticulously crafted into their unique designs, creating iconic and memorable lights. The signature materials of satin brass, bronze, alabaster, mouthblown and handmade glass are combined with design influences from both nature and architecture.

The handmade nature of the products results in truly unique lights, which produce a warm, ambient glow, setting a mood of sophistication and elegance.

There is a longevity to CTO Lighting products; the design and manufacturing process is always carefully considered and is timeless beyond trends. Lights can be selected from the CTO Lighting collection, or may be customised for your individual requirements.


DESIGNED BY DAN YEFFET

"The amazing thing about design is that everything is possible - dreams can be translated, abstracted and carried out; raw material gets personality, movement and a new life;

The continuous quest toward new shapes, volumes, techniques, hidden places, new inspiration And the inevitable insisting on perfection are who I am, my DNA.

These are the reasons for my deep love to design, the ability to keep on a journey of an endless quest."







 PENDULUM WALL & PENDANT | SATIN BRASS

PENDULUM; the latest collection from CTO Lighting in collaboration with Dan Yeffet, the AD100 accredited Parisian design studio.


Combining the flair of European design with the expertise of British craftsmanship, PENDULUM presents a striking collection of contemporary lights.

Balance and refinement are the key elements of the PENDULUM collection, inspired by the timepiece, with its mesmerising and hypnotic qualities.

The PENDULUM collection emanates light, which appears to oscillate in concentric bands from the light source, encased and diffused by the mouth-blown, curved glass.

The PENDULUM Collection includes pendant, wall, and floor lights, and is available in either a satin brass or bronze finish.





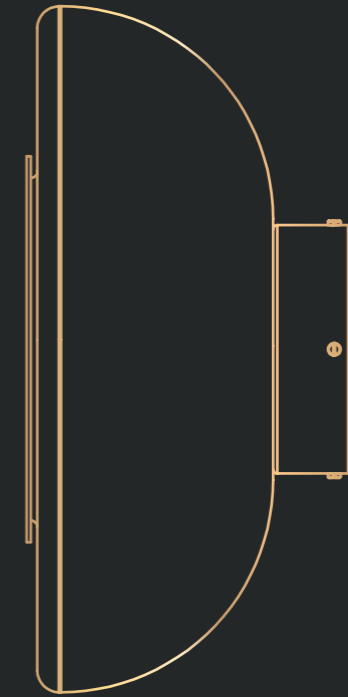
The PENDULUM collection allows for flexibility, being able to be used as a single feature, or in the case of the pendant and wall lights, displayed as multiples for a dramatic effect.

An arrangement of pendant lights work especially well as a centrepiece in atriums and stairwells, illuminating the space with the striking grace and elegance associated with the work of Dan Yeffet.



PENDULUM PENDANT | SATIN BRASS





The brass disc of the light is hand polished by artisans to achieve a satin finish, which perfectly punctuates the light, completing the exquisite design.

All formats are dimmable, enabling the creation of an ambient atmosphere.

Contained within the circular hand blown glass shade is a core of LED diffused light providing an otherworldly lighting effect brought about by juxtaposing the curved reflective tinted glass with the light source.



The pendant and floor lights are supported by elegant, sculptured metalwork, creating a mid-air suspension, with the floor version grounded by a solid nero marquina marble base.



DESIGN & DETAILS





MATERIALS & FINISHES



MOUTHBLOWN GLASS

The delicacy and beauty of mouthblown glass is achieved with centuries of traditional techniques creating a variety of forms, which provide a naturally diffused and ambient glow when illuminated. Opal, smoked, sfumato... all techniques developed with our artisan partners to create unique pieces of reflective pure joy.



RAW BRASS

A predominant feature on CTO Lighting pieces which is processed by hand, followed by various artisanal techniques to create the exquisite finishes of satin, antique and polished brass as well as bronze patination creating a unique and rich finish.

TECHNICAL SPECIFICATIONS



PENDULUM PENDANT

PENPEOSB

FINISH

Satin Brass with smoked glass shade

BULBS

240v (AC 50Hz) - integrated LED - 8w - LED 2700k
120v (AC 60Hz) - integrated LED - 8w - LED 2700k

DIMENSIONS

320mm (12.6 in) Dia.
320mm x 150mm x 525mm (w,d,h)

WEIGHT

8kg (17.6 lbs)

Drop rod with ceiling box

Trailing Edge Dimmable



PENDULUM PENDANT

PENPEOBZ

FINISH

Bronze with smoked glass shade

BULBS

240v (AC 50Hz) - integrated LED - 8w - LED 2700k
120v (AC 60Hz) - integrated LED - 8w - LED 2700k

DIMENSIONS

320mm (12.6 in) Dia.
320mm x 150mm x 525mm (w,d,h)

WEIGHT

8kg (17.6 lbs)

Drop rod with ceiling box

Trailing Edge Dimmable





PENDULUM FLOOR

PENFLOSB

FINISHES

Satin Brass with smoked glass shade and nero marquina marble base

BULBS

240v (AC 50Hz) - integrated LED - 8w - LED 2700k
120v (AC 60Hz) - integrated LED - 8w - LED 2700k



DIMENSIONS

320mm (12.6 in) Dia.
320mm x 155mm x 1170mm (w,d,h)

WEIGHT

14 kg (30.9 lbs)
2500mm (92") cordset with black flex and inline dimmer

Dimmable



PENDULUM FLOOR

PENFLOBZ

FINISHES

Bronze with smoked glass shade and nero marquina marble base

BULBS

240v (AC 50Hz) - integrated LED - 8w - LED 2700k
120v (AC 60Hz) - integrated LED - 8w - LED 2700k



DIMENSIONS

320mm (12.6 in) Dia.
320mm x 155mm x 1170mm (w,d,h)

WEIGHT

14 kg (30.9 lbs)
2500mm (92") cordset with black flex and inline dimmer

Dimmable



PENDULUM WALL

PENWAOSB

FINISH

Satin Brass with smoked glass shade

DIMENSIONS

320mm (12.6 in) Dia.
320mm x 150mm x 320mm

BULBS

240v (AC 50Hz) - integrated LED - 8w - LED 2700k
120v (AC 60Hz) - integrated LED - 8w - LED 2700k

WEIGHT

5 kg (11 lbs)



Trailing Edge Dimmable



PENDULUM WALL

PENWAOBZ

FINISH

Bronze with smoked glass shade

DIMENSIONS

320mm (12.6 in) Dia.
320mm x 150mm x 320mm

BULBS

240v (AC 50Hz) - integrated LED - 8w - LED 2700k
120v (AC 60Hz) - integrated LED - 8w - LED 2700k

WEIGHT

8kg (17.6 lbs)



Trailing Edge Dimmable



PENDULUM CEILING

PENWAOSB

FINISH

Satin Brass with smoked glass shade

DIMENSIONS

320mm (12.6 in) Dia.
320mm x 150mm x 320mm

BULBS

240v (AC 50Hz) - integrated LED - 8w - LED 2700k
120v (AC 60Hz) - integrated LED - 8w - LED 2700k

WEIGHT

5 kg (11 lbs)



Trailing Edge Dimmable



PENDULUM CEILING

PENWAOBZ

FINISH

Bronze with smoked glass shade

DIMENSIONS

320mm (12.6 in) Dia.
320mm x 150mm x 320mm

BULBS

240v (AC 50Hz) - integrated LED - 8w - LED 2700k
120v (AC 60Hz) - integrated LED - 8w - LED 2700k

WEIGHT

8kg (17.6 lbs)



Trailing Edge Dimmable

